
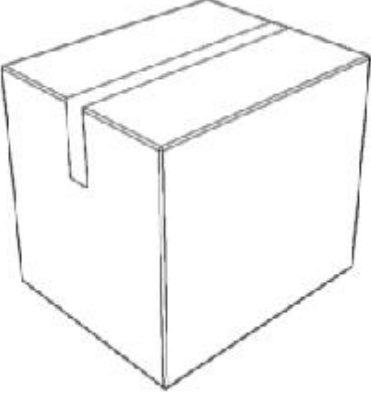

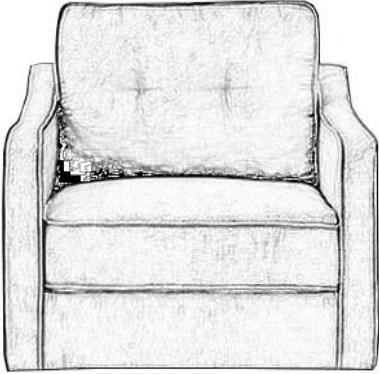
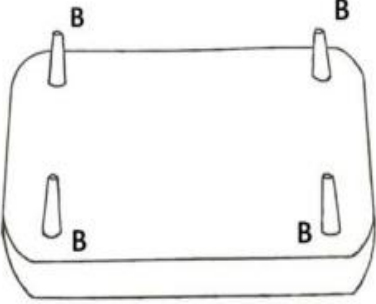



F263 item installation instruction manual

<p>Parts and hardware</p>	<p>B</p>  <p>4 pcs legs</p>	
		
<p>Open the carton</p>	<p>Take out the sofa</p>	<p>The sofa without legs</p>
		
<p>Screw the foot into the sofa hole</p>	<p>After connect the legs</p>	